

Surface-mounted luminaire - Silky matt MIRO-SILVER® micro-parabolic louvres - direct distribution

Sheet steel housing, flat rectangular cross section, visible installation height 26 mm with 30 mm clearance from the ceiling; end faces made of steel; Housing colour traffic white RAL 9016; Light distribution direct distribution by means of Silky matt MIRO-SILVER® micro-parabolic louvres of aluminium, Reflectivity-enhanced parabolic aluminium louvre, silk matt, with low installation height cross blades, self-engaging.  $65^\circ < 1500 \text{ cd/m}^2$  according to current standard DIN-EN 12464-1, UGR (4H/8H) 20.9. Electrical connection via 3-pole connection terminal with plug-in contacts..

## CHARACTERISTICS

Order number	60324024160
EAN number	4020863309436
Commodity code	94051190
Certification mark	IP 20, Protection class I, VDU $65^\circ < 1500$ , F, Indoor, CE
Impact resistance (IK rating)	IK03
Ambient temperatur	ta 25°C
Warranty period	5 years
State funding programs	BEG - Federal funding for efficient buildings (valid only for Germany)

## ELECTRICAL ENGINEERING

Controller	Electronic driver (1 pcs.)
System output	71W
Mains voltage	230V/50Hz
Circuit breakers (inrush current)	12 pieces/B10, 19 pieces/B16, 20 pieces/C10, 32 pieces/C16
Energy efficiency class/light source	B

## LIGHTING TECHNOLOGY

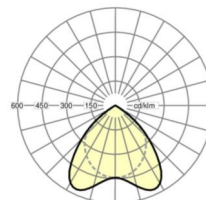
Placement	LED, Colour rendering/Light colour CRI $\geq 80 / 4000\text{K}$
Colour tolerance (MacAdam)	3SDCM
Nominal luminous flux	8615lm
LED service life	50000h L80/B10 (Tq 25°C)
Luminaire luminous efficiency	121lm/W
UGR lat./long.	20.9 / 20.1

## MECHANICS

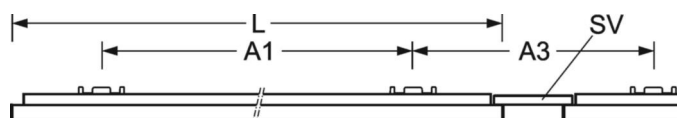
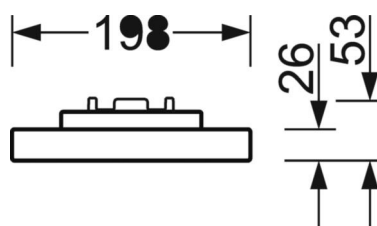
Housing colour	traffic white RAL 9016
Dimensions (LxWxH/DxH)	1540mm x 198mm x 56mm
Weight (net)	5.85kg
Cable entry KE (X/Y)	0mm/50mm
Type of installation	Ceiling-mounted single installation, Ceiling-mounted trunking installation, Pendulum mounting rail assembly on chain, Ceiling-mounted mounting rail installation, Ceiling-mounted mounting rail installation on T-system

## DEEP-LINK

<https://www.regiolux.de/en/article/60324024160>



Reference	LED 8600lm 840
$\eta_{LB}$	100 %
$\Phi_{\downarrow/\uparrow}$	100 % / 0 %
UGR lat./long.	20.9 / 20.1
VDU	$65^\circ < 1500\text{cd/m}^2$



## Dimensions

---

L	1540 mm	Length
B	198 mm	Width
H	56 mm	Height
A1	1400 mm	Mounting distance single mounting
A3	242 mm	Mounting distance between luminaires in a light run arrangement
X	0 mm	Distance cable infeed to the center of the luminaire on the X-axis
Y	50 mm	Distance cable infeed to the center of the luminaire on the Y-axis

---